

Use Auracast to broadcast audio from your Galaxy S24

Auracast is a Bluetooth feature on the **Galaxy S24 series** that allows you to share your phone's sound with other nearby audio devices, such as the Galaxy Buds2 Pro. For example, if your friend is using compatible Bluetooth headphones, they'll be able to listen in on your podcast, music playlist, or video. Plus, there's no need to be concerned about strangers joining your broadcast. You can set up a password for your broadcast to block unwanted guests from accessing it.



Use Auracast to broadcast audio from your Galaxy S24

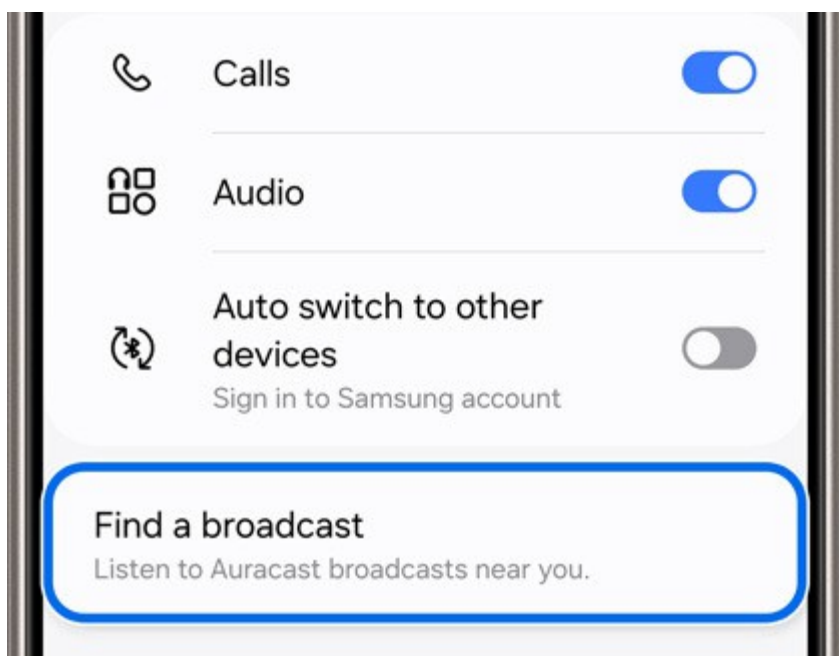
Use Auracast to share a broadcast

Search for and listen to a broadcast

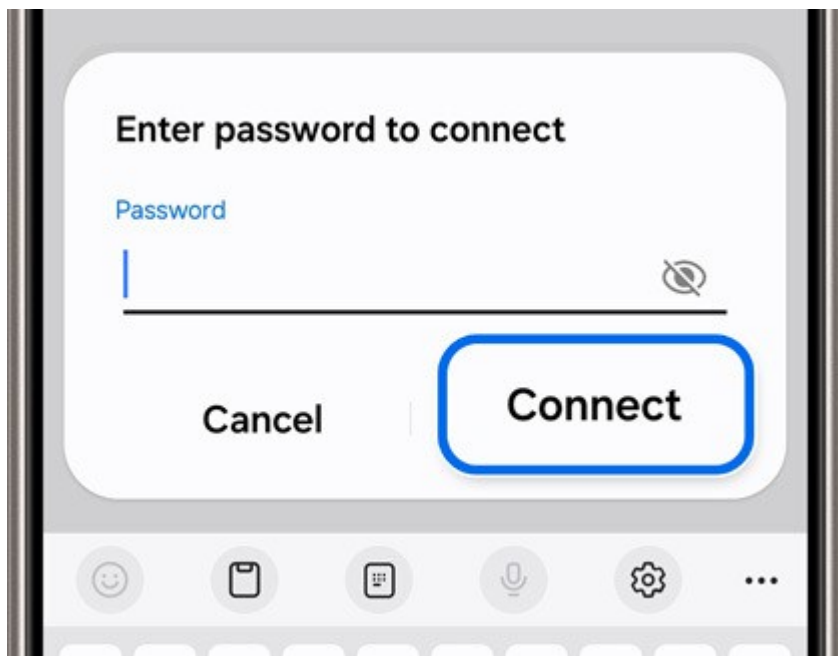
If you'd like to listen to a nearby broadcast, you can search for the broadcast using your phone. To do so, your Galaxy Buds must be connected to the Galaxy Wearable app and have Bluetooth enabled.

- 1. Navigate to and open Settings, then tap Connections, and then tap Bluetooth.**
- 2. Find your Galaxy Buds under Paired devices. Then, tap the Settings icon next to your Galaxy Buds.**

3. Tap Find a broadcast.

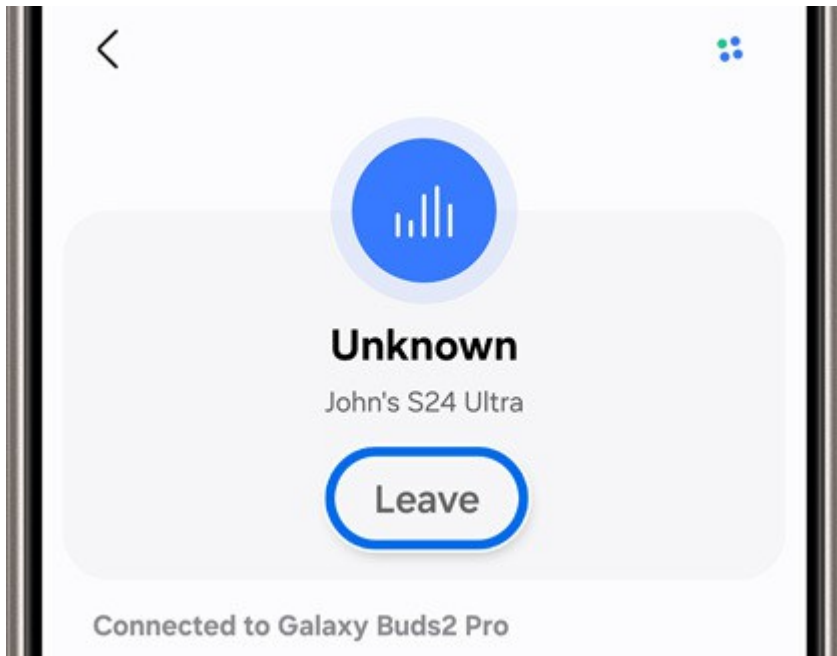


4. Next, tap the broadcast's name, and then enter the password when prompted. Tap Connect.



5. You will be connected to the broadcast and will be able to hear the broadcast's audio through your Galaxy Buds.

6. To stop listening and leave the broadcast, tap Leave at the top of the screen.



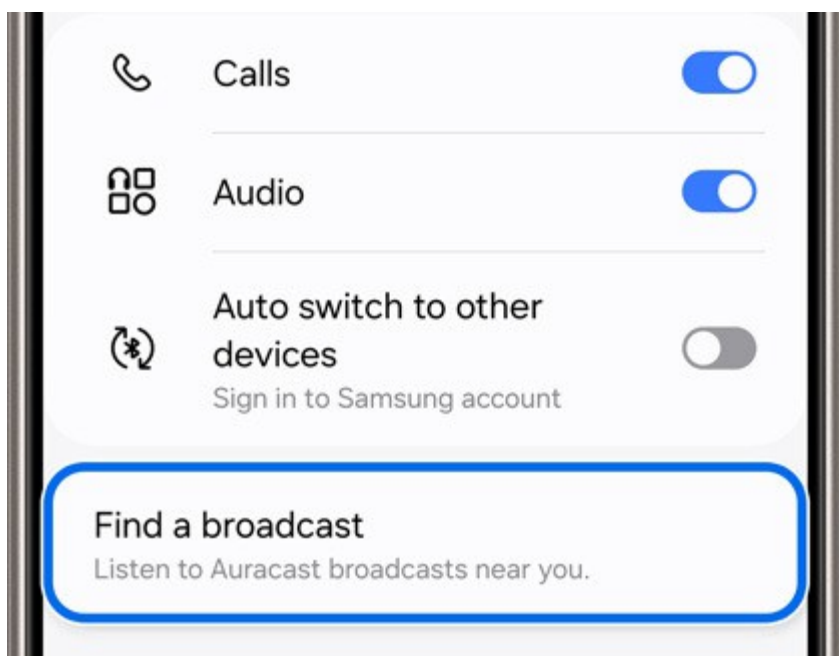
xy S24

Search for and listen to a broadcast

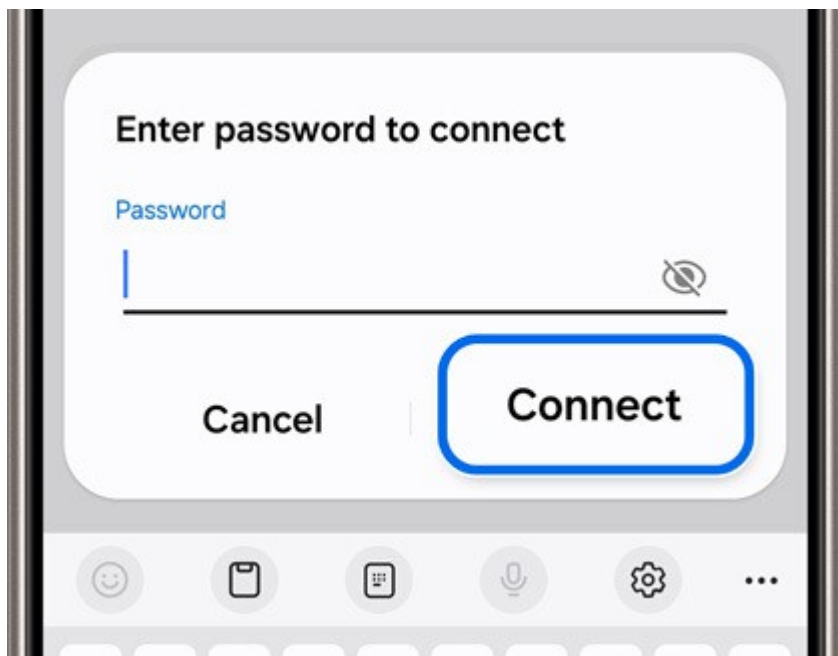
If you'd like to listen to a nearby broadcast, you can search for the broadcast using your phone. To do so, your Galaxy Buds must be connected to the Galaxy Wearable app and have Bluetooth enabled.

- 1. Navigate to and open Settings, then tap Connections, and then tap Bluetooth.**
- 2. Find your Galaxy Buds under Paired devices. Then, tap the Settings icon next to your Galaxy Buds.**

3. Tap Find a broadcast.

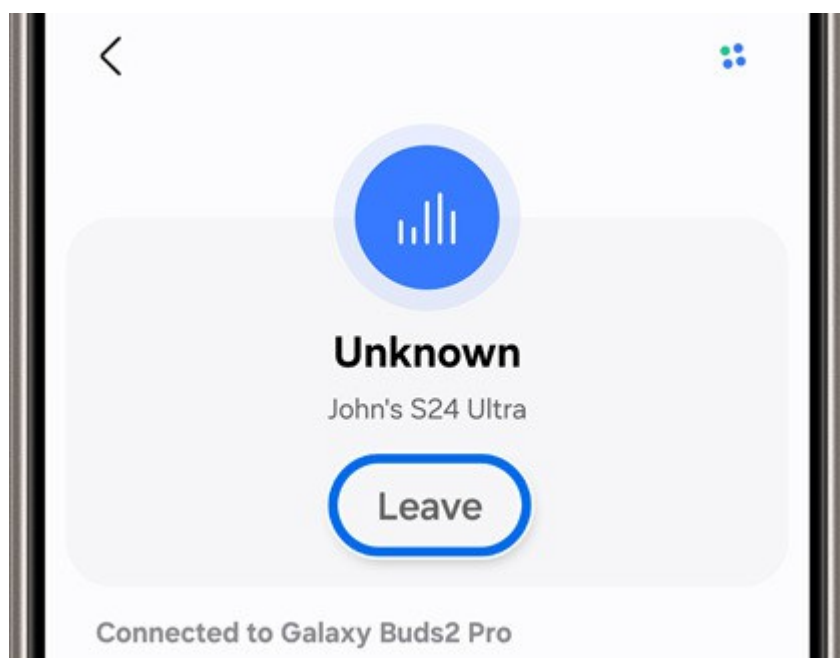


4. Next, tap the broadcast's name, and then enter the password when prompted. Tap Connect.



5. You will be connected to the broadcast and will be able to hear the broadcast's audio through your Galaxy Buds.

6. To stop listening and leave the broadcast, tap **Leave** at the top of the screen.



[Read less](#)